



Guru Tegh Bahadur
3rd Centenary Public School

**SUMMER
VACATION
Holiday
Homework**

Class VIII



SUMMER VACATION

Dear Parents,

- ❖ Long awaited Summer Holidays have commenced. It is a time to relax, rejuvenate, refresh and regain health. It is also a time to reduce stress & increase productivity.
- ❖ Spend quality time with your kids and inculcate values.
- ❖ Help and guide your ward in doing Holiday Homework.
- ❖ Ask him/her to help you in doing household work.
- ❖ Ask your ward to spend time with Grandparents and click pictures.
- ❖ Motivate your ward to look after and water the plants.
- ❖ Keep your children away from T.V., Mobile, Computer and Electric gadgets.
- ❖ Encourage your ward to converse in English.
- ❖ Do some kind of physical exercises with your kids. As a parent, it is important to spend quality time with them.
- ❖ Read the Newspaper every day and encourage your ward to do so.
- ❖ Pray together with family, every day, and give thanks to God for all HIS BLESSINGS.

BE HEALTHY, BE HAPPY

Regards

GTB-011-46575555

Guru Tegh Bahadur 3rd Centenary Public School

C-Block, Mansarover Garden

Holiday Homework 2026-27

Class VIII

English

1) My Newspaper Activity

Students will create a colourful newspaper including:

- National, International & Sports news.
- Fun corner (Joke/riddle)
- Poem or short story
- One advertisement
- Thought of the day
- Pictures/drawings

2) Poster Making Activity – Tourist Sightseeing Spots of Sikkim

Students will prepare a creative poster on famous tourist places of Sikkim with:

- Title & slogan
- Pictures/drawings
- Short facts and decorations

Hindi

1) निम्नलिखित में से किसी एक विषय पर वाद - विवाद कक्षा में प्रस्तुत करने के लिए तैयार कीजिए।

- क्या मशहूर हस्तियाँ अच्छे राजनेता बन सकती हैं।
- क्या प्राइवेट कोचिंग संस्थानों पर प्रतिबंध लगा देना चाहिए।
- इंटरनेट रचनात्मकता को सीमित करता है।

2) सिक्किम की कला और संस्कृति पर आधारित तीन से चार मिनट की पावर प्वाइंट प्रस्तुति तैयार कीजिए।

- (छात्र दो-दो के समूह में कार्य कर सकते हैं।)

French

1) Write a recipe of 'Le gâteau au chocolat' on A4 size sheet in French.

YOUR POSTER MUST INCLUDE:

- Chocolate cake Ingredients.
- Baking / oven scene.
- Method of preparation.
- Use headings in bold.
- Paste relevant pictures.

2) Revise the syllabus done so far.

Punjabi

1) ਪੰਜਾਬੀ ਦੀ ਕੋਈ ਇੱਕ ਕਵਿਤਾ A-4 size sheet (ਸਾਈਜ਼ ਸ਼ੀਟ) ਉਪਰ ਲਿਖਣੀ ਹੈ।

2) ਭਾਰਤ ਦੇ ਮੁੱਖ ਤਿਉਹਾਰਾਂ ਵਿੱਚੋਂ ਕਿਸੇ ਇੱਕ ਬਾਰੇ ਚਿੱਤਰ ਸਿਹਤ ਤੇ ਲਿਖਣਾ ਹੈ।

3) ਪੰਜਾਬੀ ਅਖਬਾਰ ਜਾਂ ਮੈਗਜ਼ੀਨ ਵਿੱਚੋਂ ਪੰਜਾਬੀ ਦਾ ਇੱਕ ਪੈਰਾ ਰੋਜ਼ ਪੜ੍ਹਨਾ ਹੈ।

Mathematics

1) **Mathematics Lab Practical:** Complete the practical work of Chapters 1, 2 in your mathematics lab practical book.

2) Create a working model on any 5 laws of exponents. You may use coloured paper, cardboard, or chart paper to make the model attractive and creative.

3) **Revision Work:** Revise squares of numbers from 1 to 30 and cubes of numbers from 1 to 20.

Science

1) **Roll no : (1 to 7)** Make a famous constellations like

- Orion
- Ursa major
- Cassiopeia
- Use black chart with LED lights or silver dots.
- Connect stars using thread.

2) **Roll no : (8 to 14)** Make a model of Robot by using waste material.

3) **Roll no : (15 to 21)** “Best out of waste” Space Rocket 3D Model”.

Make a Space Rocket using waste material.

- 4) **Roll no : (22 to 28)** Make a 3D Model of Astronaut by using waste material.
- 5) **Roll no : (29 to 35)** Make a 3D Model of any Celestial object.
- 6) **Roll no : (36 to 41)** Make any best working model of science.
- 7) All students will write one scientific slogan of science and make a beautiful collage on the topic “flora and fauna of Sikkim” use A3 size sheet for this work.

Social Science

- 1) Complete the written work of chapter 2 in your Social Science Register and End text exercise in the book itself.
- 2) Read both the chapters
 - **Chapter 2:** Redrawing the political landscape of India.
 - **Chapter 6:** The Parliamentary System: A Executive and Legislative and frame atleast 20 short question with answer in a separate notebook.
- 3) Make a profile on the following:
 - Roll No: (1 to 15) Krishnadevraya
 - Roll No: (16 to 30) Maharana Pratap
 - Roll No: (31 onwards) Akbar.




The profile should include the following:

- Page no 1. Draw a sketch along with name and the title.
 - Page no 2. Lifespan and Era highlights.
 - Page no 3. Education and early life.
 - Page no 4. Major Achievement or key events. Can include short story or Anecdote.
 - Page no 5. A brief of monument made by them.
 - Page no 6. Conclusion.
- 4) Make a beautiful poster with a slogan on Affordable and Clean Energy.
 - 5) Learn and revise the chapters done till now.

Computer

- 1) On A3 size sheet draw the pictures related to the following topic as per your roll numbers.
 - Roll no 1-20 (Types of computer networks)
 - Roll no 21-45(Types of network topologies)

Art

Roll No.	Activity name	Description and material
1-15	Pot painting	<p>Task: decorate a pot using clay and then paint it using acrylic colors.</p> 
16-30	Upcycled decoupage Art	<p>Task: use the “Decoupage” technique to decorate an old glass bottle, or a wooden tray using patterned napkins or thin paper cutouts.</p> <p>Focus: smooth layering, sealing, and vintage aesthetics.</p> 
31-45	Wall hanging	<p>Task: create a decorative wall hanging using coiled natural jute rope. Paste it on a 10 inches board and then create design on it using acrylic colors.</p> 

HAPPY HOLIDAYS